

## ADLER Aqua-Step RH

30143 ff

Water-based sealing coat for **staircase steps** for industrial and professional use

### PRODUCT DESCRIPTION

#### General

Transparent, water-based sealing coat that can be used as a single-component or dual-component coating for staircase steps with non-slip finish; excellent resistance to wear and tear and outstanding filling power, good block resistance, good transparency, excellent firmness on vertical surfaces and resistant to creams and grease (CFB).

#### Special Properties Testing Standards

- **ÖNORM A 1605-12** (Furniture surfaces):  
Resistance to chemical reactions:  
For 1-comp. processing: 1-B  
For 2-comp. processing: 1-B1  
Response to abrasion: 2-C ( $\geq 150$  U)  
Response to scratches:  
For 1-comp. processing: 4-E ( $\geq 0.5$  N)  
For 2-comp. processing: 4-D ( $\geq 1.0$  N)
- **ÖNORM A 3800-1** (Fire behaviour) in conjunction with a flame-retardant substrate:  
highly non-combustible or flame-retardant (formerly B 1 in accordance with B 3800 -1), Q1, Tr 1
- **ÖNORM C 2354** (Wooden floorings): Stress category C (for dual-component usage);
- **ÖNORM Z 1261** (Walking surfaces): Class I ( $> 0.44$   $\mu$ ), when dry
- **DIN 51131** (non-slip property):  $> 0.45$   $\mu$ , when dry
- **French Ordinance DEVL1104875A** regarding the labelling of construction coating products with respect to their emission of volatile pollutants: A+



#### Areas of application



- For commercial and industrial coating of staircase steps.
- Non-slip finish
- You can achieve a high level of suitability for use if you spray three coats of ADLER Aqua-Step RH 30143 ff + 7 % ADLER Aqua-PUR-Härter (Hardener) 82220 with intermediate sanding respectively; the requirements of **stress category C** (particularly severe stress) in accordance with ÖNORM C 2354 are met. When used as a single-component, the requirements of **stress category A and B** are satisfied.

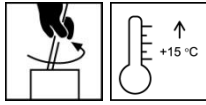
08-14 (supersedes 01-13) ZKL 3040

ADLER-Werk Lackfabrik, A-6130 Schwaz  
Fon: 0043/5242/6922-190, Fax: 0043/5242/6922-301, E-mail: [technical-support@adler-lacke.com](mailto:technical-support@adler-lacke.com)

Our instructions for use are based on knowledge available currently and shall guide the purchaser / user to the best of one's knowledge, but, however, must be clarified for the areas of application and processing conditions on a case-to-case basis. The purchaser / user decides about the acceptance and use of the delivered product at his / her own risk, which is why we recommend that a sample piece be prepared to check the acceptability of the product. Our general terms and conditions of sale are otherwise applicable. All previous data sheets are rendered invalid with the issue of this one. Rights reserved for the modification of the container sizes, colour shades and degrees of gloss available.

## PROCESSING

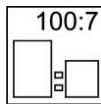
### Instructions for application



- Please stir the product before use.
- The temperature of the product and object, and the room temperature must be at least +15 °C.
- ADLER Aqua-Step RH can be processed either as a single-component or dual-component coating. We recommend **2-component processing** on account of the higher resistance and meeting the highest stress category C in accordance with ÖNORM C 2354.
- Various types of wood, such as **oak and larch** etc. contain water-soluble substances, which become active when a topcoat of water-thinnable furniture paint is applied. In order to prevent fading or marks (these can be differently pronounced depending on the origin of the wood), we recommend that when coating **oak, larch** and **other types of wood rich in substances**, you should apply a prime coat of ADLER PUR-Primer 25291. Alternatively, you may use ADLER Aqua-Intense GL 30016 as the primer coat for softwoods.
- Application of ADLER Aqua-Step RH 30143 ff using a roller brush is possible only for small surface areas and using a flock-coated sponge roller.
- Please follow our "**Working guidelines for water-based furniture paints / lacquers**".
- Please refer to the respective data sheets of the products.

### Blending ratio

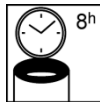
100 parts by weight of ADLER Aqua-Step RH 30143 ff  
7 parts by weight of ADLER Aqua-PUR-Härter (Hardener) 82220



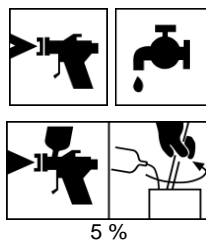
**ADLER Aqua-PUR-Härter must be carefully mixed with the painting component by stirring before use.**

### Pot Life

8 hours



### Application technique



Application method	Airless	Airless pressurized (Airmix, aircoat ecc.)	Cup gun	Roller brush appln.
Spray nozzle (ø mm)	0.23 – 0.33	0.23 – 0.33	2.0	-
Spraying pressure (bar)	100 - 120	100 – 120	approx .3	-
Spraying air (bar)	-	1 - 2	-	-
Dilution (thinning)	Water			
Thinner amount added in %	-	-	approx .5	10
Application quantity (gm/m <sup>2</sup> )	approx. 100 - 120 per application; Total quantity applied (Basecoat and topcoat) max. 450			

**Drying times**

(at 23 °C and 50 % rel. humidity)



Can be sanded and recoated

after approx. 3 h

Low temperatures and/or high level of humidity may increase the drying time.

The figures given above are reference values. The drying time depends on the substrate, coat thickness, temperature, air exchange and relative atmospheric humidity.

**Cleaning the tools and equipment**

Clean them with water immediately after use.

Remove coat residues that have dried up with ADLER Aqua-Cleaner 80080 (diluted 1:1 with water).

**SUBSTRATE****Type of substrate**

Hardwood and softwood

**Substrate property (or condition)**

The substrate must be dry, clean, and capable of holding the paint and it must be free of grease and wax and free from wood dust.

**Preparation of the substrate****Hardwoods:** sanding using grain size 150 – 180**Softwoods:** sanding using grain size 100 – 150**COATING SYSTEM****Primer coat**

1 - 2 coats of ADLER Aqua-Step RH 30143 ff

**Intermediate sanding**

After every application of primer coat with grain size 240 – 320

Avoid to sanding straight through!

**Topcoat**

1 coat of ADLER Aqua-Step RH 30143 ff

**CLEANING AND PRESERVATION**

Clean staircase steps from time to time **using a cloth piece moistened with ADLER Clean-Parkettreiniger 42198**. In this manner, you can remove persistent dirt as well as heel marks. **Finally, wipe the surface dry.**

We dissuade you from using commercially available parquet preservatives to preserve the staircase steps in order to prevent the undesirable risk of slipping or skidding.

Please refer to the respective data sheets of the products.

**NOTES ON ORDERING****Container sizes**

4 kg; 22 kg

**Colour shades / Degree of gloss**

G30 Matt	30143
G50 Semi-matt	30145
G70 Silky matt	30147

---

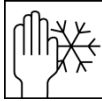
**By-products**

ADLER Aqua-PUR-Härter (Hardener)	82220
ADLER Aqua-Cleaner	80080
ADLER PUR-Primer	25291
ADLER Aqua-Intense GL	30016
ADLER Clean-Parkettreiniger	42198

---

**OTHER INSTRUCTIONS**

---

**Storage stability / Storage**

At least 12 months in originally sealed containers.

Store it in a cool place that is frost-free.

---

**Technical Specifications**

Delivery viscosity 200 ± 10 sec. according to DIN 53211 (4-mm cup, 20 °C)

---

**Safety-relevant information**

Please follow the associated safety data sheet! The latest version can be retrieved from the Internet at **[www.adler-lacke.com](http://www.adler-lacke.com)**.

In general, you must avoid inhaling paint aerosols. This is ensured by proper use of a breathing mask (combination filter A2/P2 – EN 141/EN 143).

---